














H								
G								
F								
E								
D								
C								
B								
A								
	1	2	3	4	5	6	7	8

Locate the Fruit

First locate the fruit. Then find where the toy is located by finding the **Number** column and then the **Letter** row.

<u>Toy</u>	<u>Number</u>	<u>Letter</u>
	5	E
		
